



Caledonian

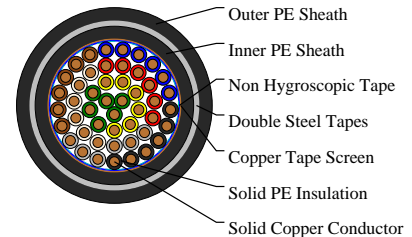
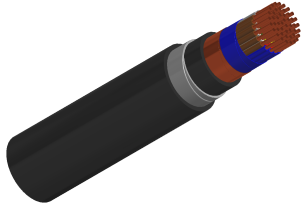
Railway Cables

www.caledonian-cables.com

marketing@caledonian-cables.com

CCPSSP-FR0.3 nx1x1.4

RS/CCPSSP-FR0.3-2Y(K)2YB2Y-48C1.4



APPLICATIONS

The cables are used as railway cables and can be installed directly into the ground or in ducts.

STANDARDS

RENFE E.T. 03.365.051.6

VOLTAGE RATING

300/500V

CABLE CONSTRUCTION

Conductors: Soft annealed solid copper, 1.4mm nominal diameter.

Insulation: PE Insulation.

Stranding: Cores are helically stranded in concentric layers.

Core Wrapping: Two or more layers of plastic tape(s) with overlapping.

Screen: Copper tapes with overlap (protection against interference).

Inner Sheath: PE sheath.

Armour: Two layers of steel tape (0.8mm thick).

Outer Sheath: PE sheath.

PHYSICAL AND THERMAL PROPERTIES

Minimum Bending Radius: 10xOD

Temperature Range: -40°C to +60°C (during operation); -10°C +60°C (during installation)

Electrical Properties

Electrical Characteristics at 20°C:

Nominal Conductor Diameter: 1.4 mm

Maximum Conductor Resistance: 11.9 Ω/km

Minimum Insulation Resistance @500 V DC (1min) : 15000 MΩ.km

Resistance Unbalance: 2%

Test Voltage @50Hz 1min:

Core to Core: 2100 Veff

Core to Screen: 2500 Veff



Caledonian

Railway Cables

www.caledonian-cables.com

marketing@caledonian-cables.com

Reduction Factor (f=50Hz):0.3

DIMENSION AND PARAMETERS

No. of Cores	Conductor Diameter	Nominal Diameter over Insulation	Nominal Inner Sheath Thickness	Nominal Outer Sheath Thickness	Nom. Overall Diameter	Approx. Weight
	mm	mm	mm	mm	mm	kg/km
48	1.4	2.6	1.7	1.8	34.2	2062



Anti Induction



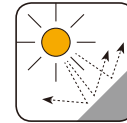
Buried in Ground



Laid In Ducts



Rated voltage



UV Resistant



Water Resistant



Zero

Zero Halogen
IEC 60754-1/EN 50267-2-1
NF C20-454